






STEEL CIRCULAR SAWS TUS

HIGHLIGHTS

- Spur gear with multiple reductions
- Horizontal clamping system, 2x horizontal with pre-adjustment
- Vertical clamping system, 1x vertical with pre-adjustment
- Infinitely variable feed system with overload protection



TECHNICAL DATA AT A GLANCE

| Machine type |  mm |  m/min |  90° |  45° |  30° |
|-------------------|----------------------------------------------------------------------------------------|-------------------------------------------------------------------------------------------|-----------------------------------------------------------------------------------------|-------------------------------------------------------------------------------------------|-------------------------------------------------------------------------------------------|
| TUS 425 HA | 425 | 13-26, 18-36, 52-104, 74-148, 108-210 | 140/130x130/ 240x85 | 140/130x130/ 150x100 | 140/150x130/ 130x80 |

Further information on the machine series and numerous accessories can be found on our website:
www.wagner-maschinen.de/en/trennjaeger-saws/circular-saws

STEEL CIRCULAR SAW TUS 425 HA



ALL HIGHLIGHTS AT A GLANCE

- Spur gear with multiple reductions, with double guide
- Infinitely variable feed system with overload protection
- Cutting height and cutting depth adjustment
- Horizontal clamping system 2x horizontal with pre-adjustment
- Vertical clamping system, 1x vertical with pre-adjustment
- Table plate lowered with bevels on both sides, infinitely variable up to 0°
- Quick snap-in points for main angle
- Infinitely variable digital feed indicator
- Infinitely variable digital speed indicator
- Front central operation in the middle
- Number of pieces counter
- Cooling/surge-lubrication standard
- Minimum lubrication system optional

Further information on the machine series and numerous accessories can be found on our website:
www.wagner-maschinen.de/en/trennjaeger-saws/circular-saws

TECHNICAL DATA

- Maximum clamping range 240 mm
- Saw motor 5 kW
- Feed infinitely adjustable by potentiometer of 20-550 mm/min
- Rapid retreat with 1,000 mm/min
- Working height 1,000 mm
- Supply voltage as standard 400 V / 50 Hz, 3 phases
- Dimensions: 1,115 x 1,350 x 1,800 mm
- Machine weight: 850 kg

STANDARD EQUIPMENT

- Control unit with full display and digital readout
- Feed with hydraulic system
- Infinitely variable cutting speed
- Infinitely variable feed
- Bevel display with scale
- Quick snap-in points for main angle
- Solid ST 52 table plate for long service life
- Vertical tensioners movable back and forth
- 4-fold material clamping, 2-fold vertical and 2-fold horizontal
- Cooling/surge-lubrication system


SPECIAL EQUIPMENT

- 5 l disposable container for micro-spray
- Chip remover holder with shaft
- Pin chip remover of the tooth pitch of the saw blade
- Castor holder for chip removal castors Ø 50 mm
- 10 chip removal castors Ø 50 mm
- HSS circular saw blade
- Minimum greasing system

DETAIL PICTURES



Vertical and horizontal clamping system



Dual transmission guide system

Further information on the machine series and numerous accessories can be found on our website:
www.wagner-maschinen.de/en/trennjaeger-saws/circular-saws

We reserve the right to make design changes in the course of technical improvements. Illustrations, dimensions and weights are not binding.