

SWIVELLING FRAME BAND SAWS







Series TEBA

HIGHLIGHTS

- Motor with flanged gears
- Saw blade guide with hard metal plates on both sides
- Clamping by movable vice left and right



TECHNICAL DATA AT A GLANCE

Machine type	 mm	 m/min.	 90°	 -45°	 45°	 30°
TEBA 380 DG HA	4.950x34x1,1	15-90	380/ 340x340/ 510x340	380/ 340x340/ 350x340	380/ 340x340/ 350x340	270/ 255x255/ 235x340
TEBA 500 DG HA	6.040x41x1,3	15-90	500/ 450x450/ 600x450	500/ 430x430/ 430x450	500/ 440x440/ 430x450	350/ 310x310/ 310x400

Further information on the machine series and numerous accessories can be found on our website:
www.wagner-maschinen.de/en/trennjaeger-saws/band-saws

**SWIVELLING FRAME BAND SAWS –
MANUAL/SEMI-AUTOMATIC
TEBA 380 DGHA/TEBA 500 DGHA**



ALL HIGHLIGHTS AT A GLANCE

- Motor with flanged gears
- Saw blade guide with hard metal plates on both sides
- Clamping by movable vice left and right
- Horizontal hydraulic total stroke clamping cylinder
- Movable control panel
- Infinitely variable cutting speed
- Infinitely variable bevel +/- 30° on both sides
- Infinitely variable feed
- Vertical band guide
- Control unit with clear touch panel, SD card slot for PLC saving
- Digital height measuring of the saw arm

Further information on the machine series and numerous accessories can be found on our website:
www.wagner-maschinen.de/en/trennjaeger-saws/band-saws

TECHNICAL DATA

- Motor 3,3 / 4,2 kW
- Weight 970 / 1.530 kg
- Dimensions (LxBxH)
2.580 x 945 x 1.545 / 3.000 x 1.600 x 1.750 mm

STANDARD EQUIPMENT

- Base frame with coolant system
- Heavy cast saw frame
- Heavy cast machine table
- Heavy cast rotary table, no sawing in bevels necessary
- Heavy cast material vice
- Infinitely variable cutting speed
- Infinitely variable feed
- Electronic cutting height limitation
- Complete electrical equipment 400 V / 50 Hz
- Operating tools and operational instructions
- CE standard

SPECIAL EQUIPMENT

- Adjustable cutting pressure automatic system
- Band tensioning with pressure gauge
- Hydraulic band tensioning
- Electric chip brush
- Halogen lamp LA 50
- Angle display over the display
- Cutting line light
- 5 l coolant concentrate
- Minimum greasing system with 1.6-m hose
- 5 l disposable container for micro-spray
- Chip conveyor

DETAIL PICTURES



Swivelling machine table



Swivelling control panel



Horizontal total stroke cylinder



Bevels with fixed stops

Further information on the machine series and numerous accessories can be found on our website:
www.wagner-maschinen.de/en/trennjaeger-saws/band-saws

We reserve the right to make design changes in the course of technical improvements. Illustrations, dimensions and weights are not bin